

Note: Key data/information in this sample page is hidden, while in the report it is not.

2 Supply situation of lambda-cyhalothrin in China

2.1 Registration

Table: Valid registrations of lambda-cyhalothrin in China, as of April 2013

Effective year	Technical	Formulations		Total
		Single formulations	Mixed formulations	
2008	18	128	21	167
2009	4	208	35	247
2010	3	36	6	45
2011	2	41	2	45
2012	10	70	26	106
2013	3	31	17	51
Total	40	514	107	661

Source: ICAMA

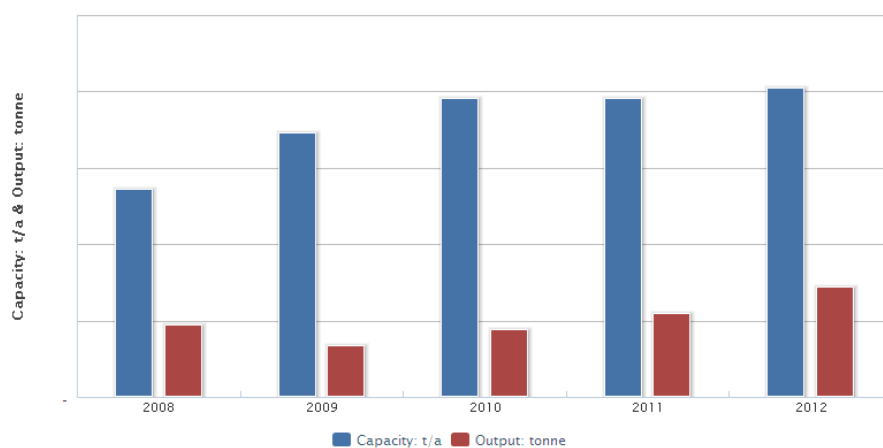
Table: Valid registrations of lambda-cyhalothrin technical in China, as of April 2013

No.	Company	Registration code	Content	Effective date	Expiration date
1	Qingdao KYX Chemical Co., Ltd.	PD20080913	96%	2008.07.14	2013.07.14
2	Jiangsu Fengshan Group Co., Ltd.	PD20081007	95%	2008.08.06	2013.08.06
3	Guangdong Liwei Chemical Co., Ltd.	PD20081390	95%	2008.10.28	2013.10.28
4	Jiangsu Hormone Research Institute Co., Ltd.	PD20081437	95%	2008.10.31	2013.10.31
5	Youth Chemical Co., Ltd.	PD20081448	95%	2008.11.04	2013.11.04
...

Source: ICAMA

2.2 Production situation, 2008-2012

Figure: Capacity and output of lambda-cyhalothrin technical in China, 2008-2012



Source: CCM

Table: Capacity & output of main lambda-cyhalothrin technical producers in China, 2008-2012

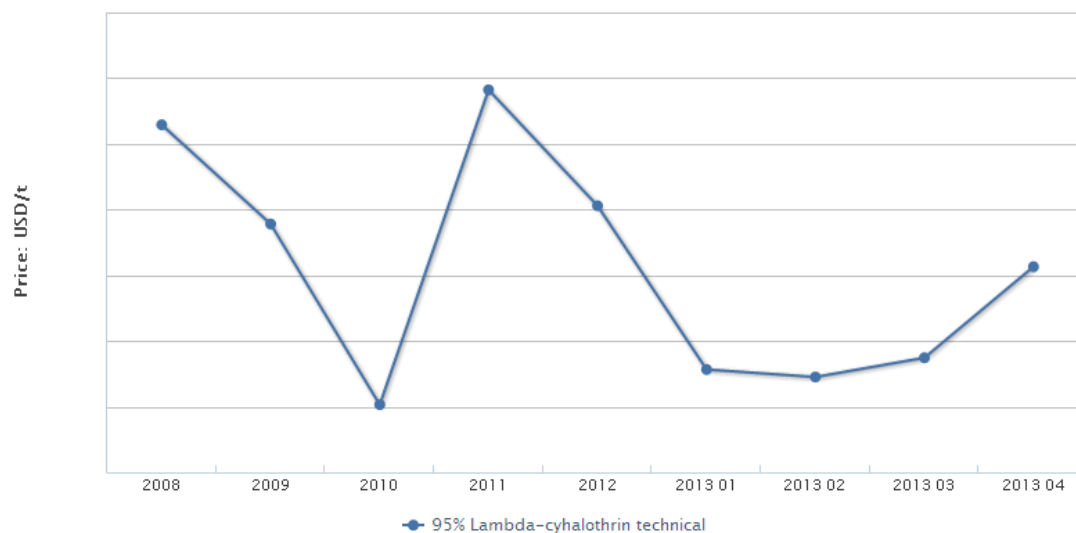
No.	Enterprise	Capacity, t/a					Output, tonne				
		2012	2011	2010	2009	2008	2012	2011	2010	2009	2008
1	Jiangsu Huangma	■	■	■	■	■	■	■	■	■	■
2	Jiangsu Yangnong	■	■	■	■	■	■	■	■	■	■
3	■	■	■	■	800	800	■	■	■	150	200
4	■	■	■	■	■	■	■	■	■	■	■
5	■	■	■	■	■	■	■	■	■	■	■
6	■	■	■	■	■	■	■	■	■	■	■
7	■	■	■	■	500	0	■	■	■	60	0
8	■	200	200	200	■	■	100	80	50	■	■
9	■	■	■	■	■	■	■	■	■	■	■
10	■	■	■	■	■	■	■	■	■	■	■
...
Total		■	■	■	■	■	■	■	■	■	■

Source: CCM

3 Circulation of lambda-cyhalothrin in China

3.1 Price, 2008-2013

Figure: Ex-works price of lambda-cyhalothrin technical in China, 2008-April 2013



Source: CCM

3.2 Export situation, 2010-2012

Table: Export of lambda-cyhalothrin by month, 2012 (volume: kg; price: USD/kg)

Month	10% WP		100g/L CS		25g/L EC		50g/L EC		Technical		Total volume (kg)
	Volume (kg)	Unit price (USD/kg)	Volume (kg)	Unit price (USD/kg)	Volume (kg)	Unit price (USD/kg)	Volume (kg)	Unit price (USD/kg)	Volume (kg)	Unit price (USD/kg)	
Jan.	13,840	5.79									
Feb.	26,219	6.74									
March	28,615	5.47									
April	3,360	5.88									
May	11,072	5.11									
June	9,967	4.63									
July	7,090	7.09									
Aug.	3,856	5.32									
Sept.	0	0									
Oct.	18,500	8.57									
Nov.	29,700	7.18									
Dec.	3,000	7.90									
Total	155,219	6.46									

Source: CCM & China Customs

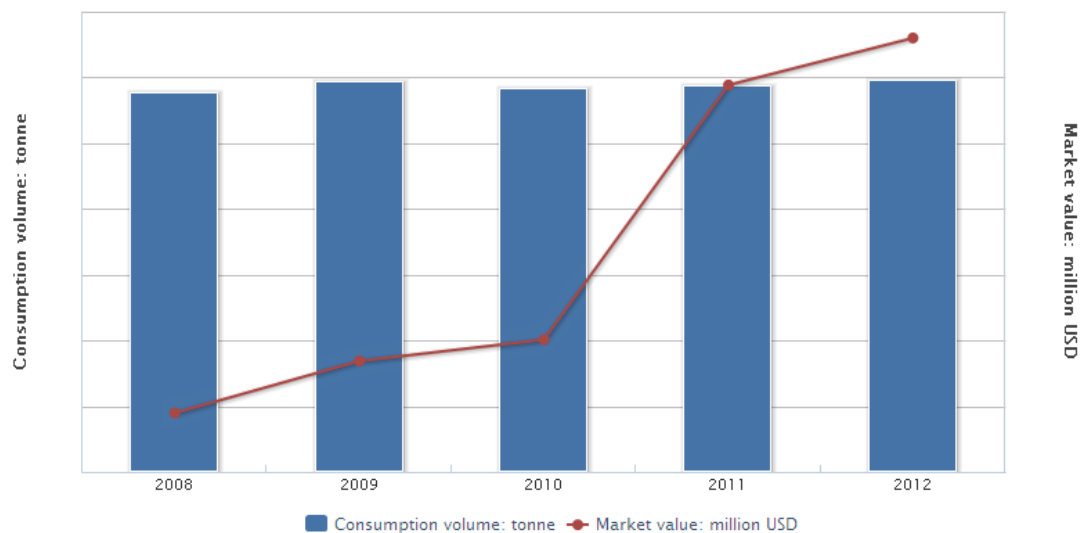
Table: Export of lambda-cyhalothrin by destination, 2012

No.	Country	10% WP (kg)	100g/L CS (kg)	25g/L EC (kg)	50g/L EC (kg)	Technical (kg)	Total volume (kg)	Total value (USD)
1	Ghana	0						
2	Nigeria	0						
3	Benin	0						
4								
5								
6								
7								
8								
9								
10								
11
Total								

Source: CCM & China Customs

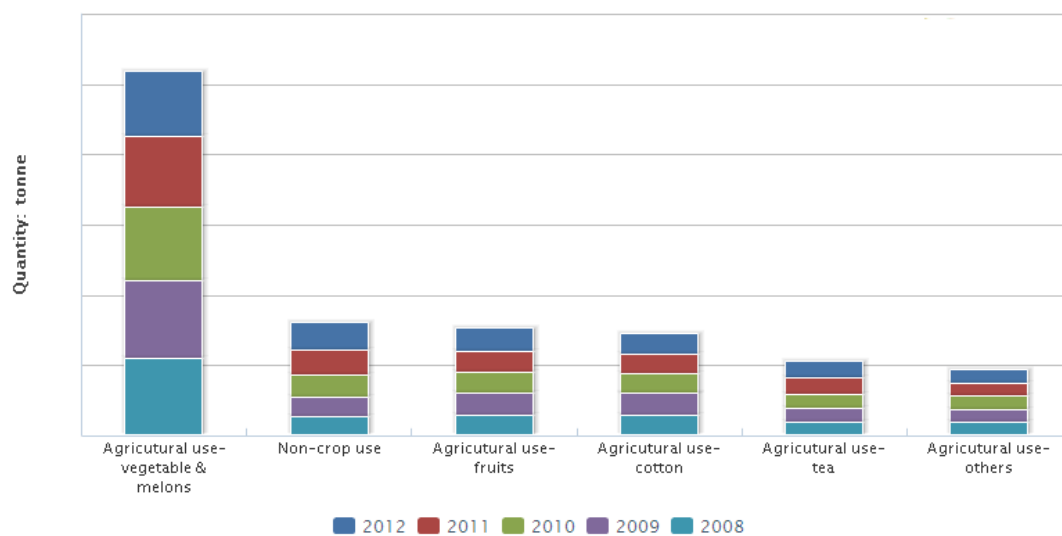
4 Consumption situation, 2008-2012

Figure: Consumption volume and market value of lambda-cyhalothrin formulations in China, 2008-2012



Source: CCM

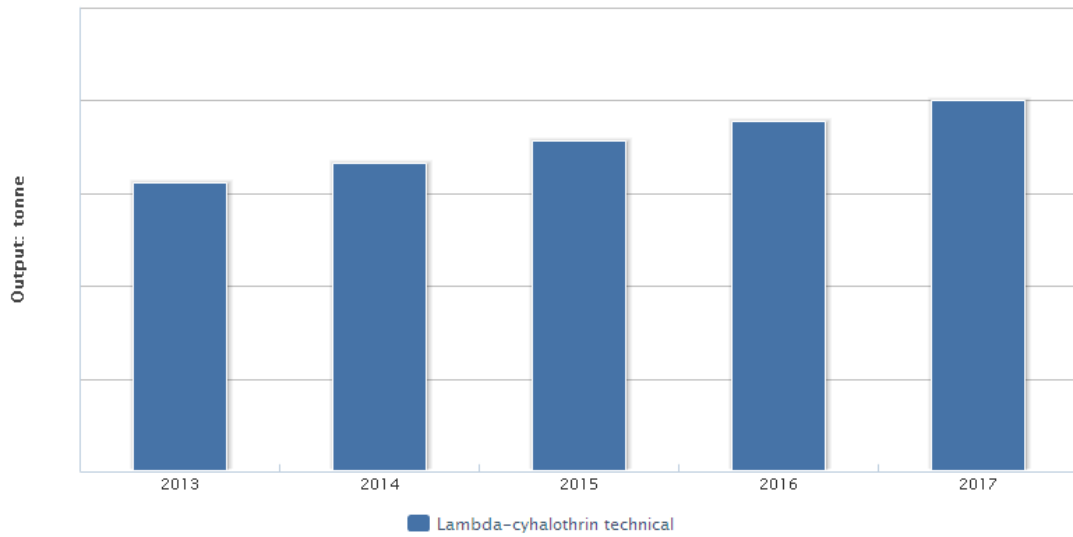
Figure: Consumption volume of lambda-cyhalothrin by application areas in China, 2008-2012



Source: CCM

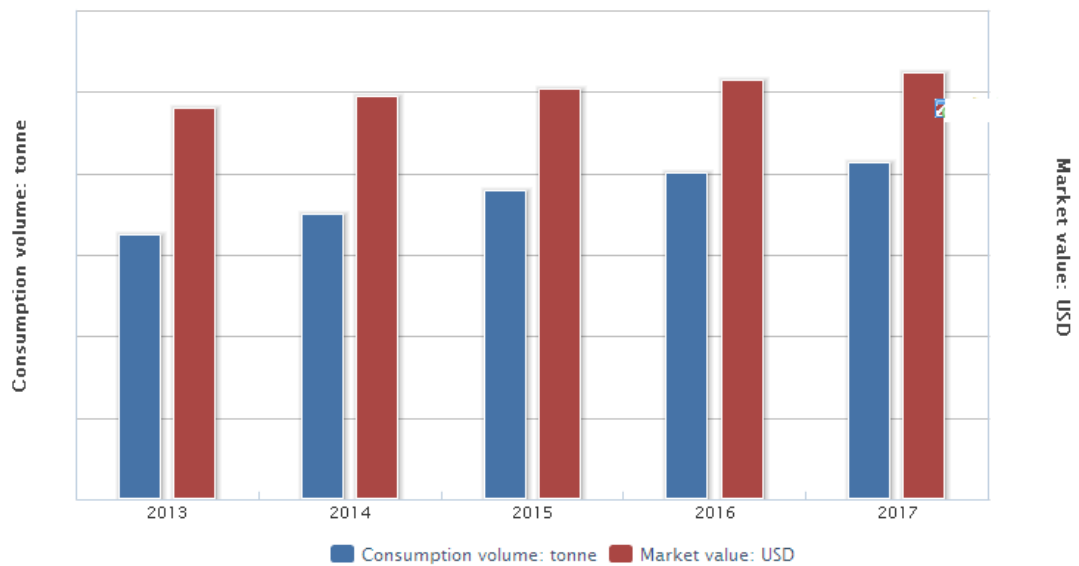
5 Outlook, 2013-2017

Figure: Output forecast of lambda-cyhalothrin technical in China, 2013-2017



Source: CCM

Figure: Forecast on consumption volume and market value of lambda-cyhalothrin formulations in China, 2013-2017



Source: CCM